

Countdown for Home Buying



**NORRIS
WARD
MCKINNON**

NORRIS WARD MCKINNON

Level 7, Norris Ward McKinnon House,
711 Victoria Street, Hamilton
Private Bag 3098, Hamilton 3240
Ph: 07 834 6000
Fax: 07 834 6100
lawyers@nwm.co.nz
www.nwm.co.nz

KEY to the parties: Buyer Seller Buyer's Lawyer Seller's Lawyer Real Estate Agent

A Before you sign the Purchase Agreement







<p>01 </p> <p></p> <p></p> <p></p> <p></p> <p></p> <p></p> <p></p> <p></p>	<p>Talk with us:</p> <ul style="list-style-type: none"> >> List the important requirements in a home you are looking for. >> Check the title. >> Discuss whether KiwiSaver and/or HomeStart funds (if any) are to be used. >> Obtain provisional finance approval from your lender. >> Talk about future plans for prospective property. >> Consider type of ownership for the property. >> Conditional/unconditional offer? >> Discuss conditions to ensure all the conditions you require are included. >> Check chattels that are listed in the Agreement. >> Any potential difficulties – unit title/cross lease, access, restrictive covenants, etc? 	<p>02 </p> <p>Develop moving budget, discuss likely costs with us to ensure all additional costs are covered.</p>	<p>03 </p> <p>If the property has a tenant, check the tenancy agreement.</p>	<p>04 </p> <p>Decide if you need a LIM and/or Building Report.</p>	<p>05 </p> <p>Sign the Agreement.</p>
---	---	--	---	---	--

B Offer is accepted by the seller






<p>01 </p>	<p>Attend to signing/arranging KiwiSaver and/or HomeStart documents, if required.</p>	<p>07 </p> <p>Satisfy any outstanding conditions, check available insurance cover.</p>	
<p>02 </p>	<p>Ten (10) working days to check the title (only if not checked before signing the Agreement).</p>	<p>08 </p> <p>Get quotes from moving company.</p>	
<p>03 </p>	<p>Confirm finance and insurance within Agreement time limits and complete documentation.</p>	<p>09 </p> <p>Locate IRD number, driver's licence or passport. Copies to be given to lawyer.</p>	
<p>04 </p>	<p>Obtain LIM Report or Building Report (if this is a condition).</p>	<p>10 </p> <p>If purchasing as a rental, be aware of landlord obligations.</p>	
<p>05 </p>	<p>Check any other conditions in the Agreement</p>	<p>11 </p> <p>Talk with us to consider whether you need a property sharing agreement and/or contracting out agreement.</p>	
<p>06 </p>	<p>Pay deposit once conditions are confirmed.</p>	<p>12 </p> <p>Check PPSR Register for finance on chattels.</p>	

Countdown for Home Buying


C Four weeks before settlement

01 	Make booking for removal company/truck hire, confirming settlement day.	04 	Begin to sort out packing.
02 	Discuss your moving arrangements with the seller to ensure that their moving company and yours do not attempt to operate at the same time on settlement date.	05 	Arrange to sign KiwiSaver First Home Withdrawal documentation and/or HomeStart documentation.
03 	Arrange for transfer of gas and/or electricity supply to new home.	06 	Arrange insurance for new home.


D One week before settlement

01 	Settlement statement received from the seller's lawyer (rates will be apportioned to settlement day).	03 	Confirm arrangement with removal company.
02 	Lender's interest must be noted on the insurance policy.	04 	Ensure house contents are insured in transit.
		05 	Arrange with your lawyer to sign loan documentation.





E Four days before settlement

01 	Do a final sort of items to be packed by removal company.
--	---





F Two days before settlement

01 	Pre-settlement inspection (if required).
--	--

G On the day

01 	Receive any cash contribution from buyer (earlier if possible).	03 	Keys handed over to buyer from real estate agent.
02 	Moneys received from the Lender, KiwiSaver and/or HomeStart.	04 	Transfer (and mortgage) registered at LINZ.

H After settlement

01 	Copy of new title to purchaser.	03 	Local authority notified.
02 	Copy of new title to lender.	04 	Notify contacts of new address.